



Myrtleholt
of The Kingdom An Tir

THE LEAFLETTE

The official newsletter of the Incipient Barony of Myrtle Holt • OCTOBER 2016 (AS LI)

THIS ISSUE

ARC Photos

First Annual ARC Bouncy
Joust

Hard at Work

Norse-Viking Recipes

Basic Armouring
(A Series)

The SCA-mas Tree or
A Solution for Site Tokens

Last Call

Officer Excerpts...

Looking Forward

Calendar

Officer List

Ancestral Remembrance Celebration Photos



The 1st Annual ARC Bouncy Joust



Hard at Work

Great Hall: From Log to Support Posts



The T-Tunic Equation



Norse - Viking Recipes

Courtesy of Ribe VikingCenter, Denmark (www.ribevikingcenter.dk)

Apple pork

Apple pork is a great dish to serve in Autumn and Winter. The combination of the sourish apples and savoury pork is excellent.

8 apples
2 small onions
Smoked pork
A little honey

Wash the apples, remove the core and cut them into wedges. Peel and chop the onions.

Slice the smoked pork and fry it until crispy. Remove the pork and set to one side. Add the onions and apples to the pan and beware that it doesn't burn. Cook until the apples are tender, then add some honey.

Arrange the apple mixture in a dish and top with the crispy pork. Serve warm and with rye bread.

Basic Armouring Chapter 7: Advanced Metal Working Techniques

Basic Armouring—A Practical Introduction to Armour Making

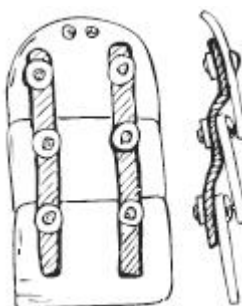
Copyright 2002 By Paul Blackwell

The material provided in these articles are excerpts from Basic Armouring, a book by Paul Blackwell. The contents and images are used with permission and courtesy of Paul Thane-Clarke (Richard the Rampant) of Brighthelm.org

Leather Straps

Leather straps provide movement on a wide variety of period armours. Consider the following when using them:


1. Rivets pull through leather—use a washer next to the leather to spread the load.
2. Don't make your straps too narrow or they will break!
3. Don't make your straps out of very thin leather or they will break!
4. One long strap is easier than lots of little ones!
5. The plates will need room to move; if the edge of the plate is millimetres away from the rivet in the next plate it will only be able to move millimetres!



Sliding Rivets

These provide a 'side to side' or 'up and down' type of movement. To produce a sliding rivet simply file one rivet hole (generally the inside one) into a slot then loosely rivet the plates in place; you generally need a sliding joint on both sides to get the plates to move. Useful hints:

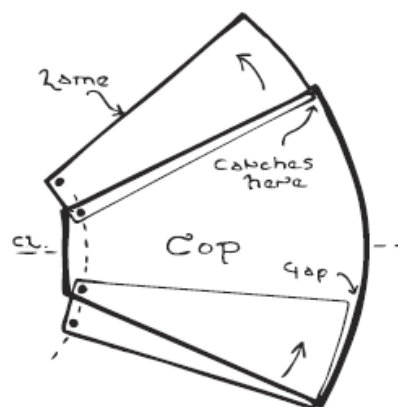
1. The slot goes in the direction of movement - it can be a curve if necessary.
2. For 'side to side' movement the slots need to be close to the front of the inner plate or everything will lock up and jam.



Rotating Joints

These are particularly useful on elbows and knees. The trick is to get the plates to articulate smoothly to a certain point then lock against each other and stop. If they don't lock they will keep moving and gap; gaps allow weapons to get in. Gaps are bad!

The diagram to the right shows how the lames work; the upper lame is shown rotated fully out, the lower one rotated fully in. Note how the curvature of the lame matches that of the cop when it is in the fully out position.



Everything depends on where you place the rivet holes:

1. Rivet holes are symmetrical; if the hole on the right side of the lame is 1cm in the hole on the left should be 1cm in.
2. Note how, with the lower plate fully in, the line of rivet holes are on a curve not a straight line.
3. In the fully in position the lame project below the surface of the cop, therefore you need to allow room for it between you and the cop, that is the cop isn't a skintight fit to the joint.
4. Remember to make the rivet holes one size larger than the rivet or else the rivet shank will compress, as you pein it, locking everything in place!

The SCA-mas Tree or A Solution for Site Tokens

Article by Lord Corwyn MacCamie

Every year, we in the SCA go to events that make memories that last a lifetime. Quite often, these events give you not only memories, but a site token as proof of safe conduct past the Troll and as a little memento of the day. For some events, this can be as simple as a bead on a piece of yarn. For others, it can be intricately made pewter badges, or even stamped metal medallions.

For those that touch the heart, as either a reminder of the day's happenings or as an appreciation for the artist's labor, many of us make a promise to ourselves to keep the token, and to keep it somewhere nice. Sadly, too often this well-intentioned thought goes by the wayside when we get home. For many of us, we have no good way of displaying our tokens, and carrying them all becomes problematic after a few events. So, into the drawer they go. Doomed to become lost amidst the detritus of our lives, they become just one more thing to try and keep track of, one more thing to lose.

There are those that take the care to keep a box for our tokens, on the mantle or on the dresser. I applaud this extra step, but like the drawer, they can all too soon become entangled with all the rest, slipping into a source of mild annoyance if we think of them at all.

What is the solution? OK, bear with me while I run to the end of my thought. My solution is to get out the small, table sized Christmas tree (or run out and get one. They are rather inexpensive, especially after the holidays) and decorate it with the site tokens. This can have multiple benefits:

1. As stated, a cute and decorative way of displaying the tokens that moved you to begin with. In a public place in your house, it can even be a method of conversation and stories: "Where did you get this one?" "You were at Gulf/Lilies/Pennsic War this year? How was it?" This becomes not only a great way of connecting and reconnecting with your SCAdian family, but to help keep the stories and memories alive and fresh in you.

2. You can use it to track your progress of events through the year, and plan your resolutions for next year. At the start of the SCA New Year (May 1st, in case you needed a reminder), you can take the ones down that don't strike enough of a memory or art to keep them up, making room for the next year. Or they can be embellished onto a tree skirt, if you're in so inclined.

3. Widespread use of this can be used to inspire others. Groups may try and rise to make a token that is "tree-worthy" instead of an afterthought. More artisans can be inspired to make or design site tokens for events, knowing that they will be displayed and cherished.

4. Use of this will also inspire recipients to look more closely at their tokens and mayhaps seek out the makers, thereby increasing the visibility of our artisans and adding to their recognition.

5. It can also be a great way of displaying duplicate or once you advance, your "lower" order medallions. Honoring your past without trying to look like "THL Master T".

So, as you can see, even a silly little idea can work to have a much greater impact to you and those around you. I hope you like this idea and further hope that it inspires you in your life and hobby.



Last Call

A&S Meetings are scheduled at Jerome Prairie School at 6pm on the second and fourth Tuesdays of the month.
Combined A&S/Fighter Practice on the 3rd Sunday at 11am.

Next Business Meeting

Marie Hill Conference Room, Community Corrections,
510 NW 4th St, Grants Pass.
SUNDAY, November 6 at 1:00pm.



Officer Excerpts

Marshal: Fighter practices continue.
Check online for any schedule changes.
Donation of rapier loaner gear sought.

Seneschal: Deputy Needed. Training is coming up!

MoAS: Bring your projects to A&S. Upcoming project: Archery bunts.

Chatelaine: Have any ideas for fun get-togethers? Deputy Needed.

Chronicler: Need contributions/Research ideas. Deputy Needed.



Looking Forward

Hogmanay **December 31, 2016**
Event Steward: Brynhildr Smidsdottir,
Mentor: David de Rosier-Blanc
Game Master: Robert O'Neill & Youth Activities: Tristan Munroe
Feast Steward: HL Keara Rylyn Buchanan
Feast Steward Assistant: Bowen Doyle

St. Egberts **April 2017**
Feastocrats: HL Monique de Toulon and HL Aelfric Thorfasson

ARC **July 2017**
Event Steward:

Winter **December 9-10, 2017**
Investiture Event Steward: Visc. Vestia Antonia Aurelia

Myrtle Holt Business Cards Now Available!

Ask your Chatelaine

What's up with Harold?

Nobody asked him about his new business card and he got all bent out of shape....



Calendar

Find These Events at: <http://antir.sca.org/Upcoming/index.php>

November-2016

Dates	Event	<u>Branch Locations</u>
04-06	Tir Righ November Coronet	Barony of Lions Gate
05	Harvest Feast	Barony of Blatha An Oir
05	Harvest Feast	Shire of Midhaven
05	Martinmas	Barony of Terra Pomaria
10-13	Frostbite Tourney & Fiery Feast	Shire of Southmarch
11-13	An Tir Collegium	Barony of Wastekeep
11-12	Known World Fiber Arts Symposium	Kingdom of Calontir
12	Beaucoup des Armes	Shire of Cold Keep
12	Winter Feast	Shire of False Isle
18-20	Kingdom Seneschal and Exchequer Symposium	Barony of Three Mountains
19	Autumn Gathering X	Shire of River's Bend
19	Baroness' Tournament	Barony of Lions Gate
19	Harvest Protector	Shire of Pendale
26	Hartwood Yule	Shire of Hartwood

December-2016

Dates	Event	<u>Branch Locations</u>
03	Dragon's Mist Yule	Barony of Dragon's Mist
03	Good Yule	Barony of Aquaterra
03	Hauksgardr Yule	Shire of Hauksgaror
03	Vulkanfeldt Yule	Barony of Vulkanfeldt
03	Yule	Barony of Seagirt
10	Dragon's Laire Yule	Barony of Dragon's Laire
10	Summits Winter Investiture	Barony of Adiantum
10	Three Mountains Yule Feast	Barony of Three Mountains
10	Yule	Barony of Wastekeep
17	Stromgard Yule	Barony of Stromgard
17	Yule Feast	Barony of Glymm Mere
31	Hogmanay	Shire of Myrtle Holt

Myrtle Holt Officers



SENESCHAL

Lady Brynhildr Smidsdottir
(Megan Blattel)



ARTS & SCIENCES

Maître David de Rosier-Blanc
(David Bianco)



GOLD KEY

Constance Campbell
(Christina Hager)



SCRIBE

HL Keara Rylyn Buchanan
(Loree Day)



HERALD

Lord Bjolan Bjornson
(Rev. James A. Otto Sr.)



HEAVY MARSHAL

Lord Bowen Doyle
(Albert Wessels)



WEBMINISTER

Lord Thorlof Anarson
(Josh Plater)
(Josh Plater)



EXCCEQUER

Visc. Vestia Antonia Aurelia
(Barbara van Look)



CHRONICLER

HL Nim
(Sarah Givens)



DEPUTY GOLD KEY

Alina MacMurrich
(Amanda C. Cowin)



CHATELAINE

HL Uilliam (Liam) Mag Duibhfhinn
(Morris Givens)



HERALD IN TRAINING

Eric Liefson
(Glenn Allen)



TARGET ARCHERY MARSHAL

HL Uilliam (Liam) Mag Duibhfhinn
(Morris Givens)



EQUESTRIAN MARSHAL

(Vacant)

The Leaflette is not a corporate publication of the SCA and does not delineate official policy.



This is the September/October 2016 issue of The Leaflette, a publication of
The Incipient Barony of Myrtle Holt,
A branch of the Society for Creative Anachronism, Inc. (SCA, Inc.)
and is published as a service to the SCA's membership.
The Leaflette is available online at <http://www.myrtleholt.antir.sca.org>



Copyright © 2016 - Society for Creative Anachronism, Inc.
For information on reprinting photographs, articles, or artwork from this publication, please contact
Myrtleholt.Chronicler@gmail.com, who will assist you in contacting the original creator of the piece.
Please respect the legal rights of our contributors.